



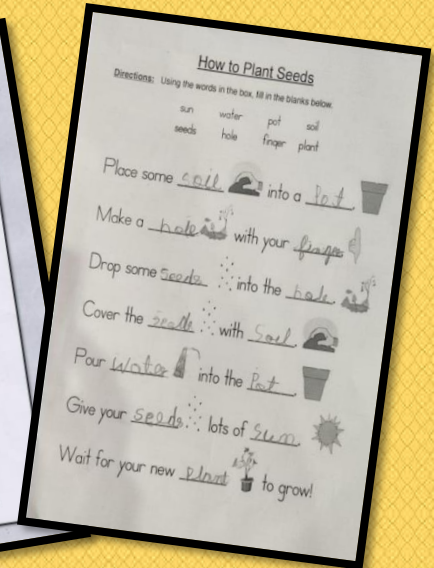
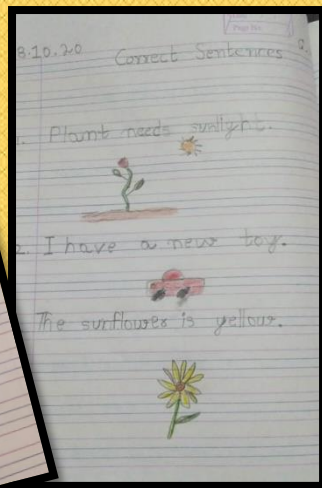
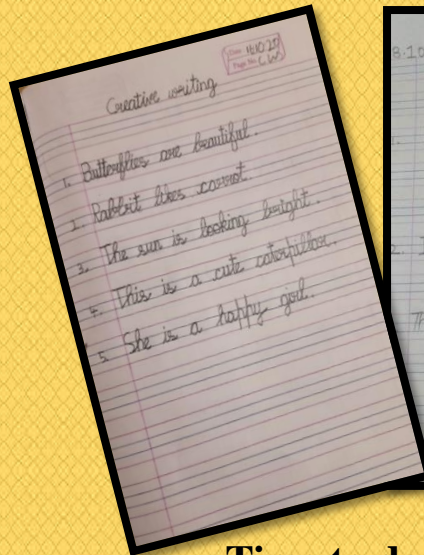
CLASS- 1
NEWSLETTER FOR OCTOBER



Speaking about their favourite flower

English

Asking Genie for three wishes



Time to do some writing

Worksheet fun



स्वस्थ भोजन की कहानी



- यह गतिविधि कक्षा-१ के छात्रों द्वारा बड़े उत्साह से की गई ।
- छात्रों ने 'स्वस्थ भोजन' के अलग -अलग चित्र बनाए ।
- साथ में छात्रों ने स्वस्थ भोजन के ऊपर स्वरचित कहानी कक्षा में सुनाई ।
- इस गतिविधि के द्वारा छात्रों का आत्मविश्वास बढ़ा तथा उनकी मौखिक अभिवक्ति का विकास हुआ।




LEAF MULTIPLICATION


THERE'S A LOT OF MATHS IN THOSE LEAVES.....

Multiplication (x)

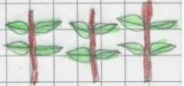
Repeated Addition

Fill in the blanks

A. $2 + 2 + 2 + 2 = 8$ 

4 times $2 = 8$ 

$4 \times 2 = 8$

B. $4 + 4 + 4 = 12$ 

3 times $4 = 12$


$3 \times 4 = 12$

AKSHITA MAURYA
1 C

8.10.20 Multiplication (x) C-05

Repeated Addition


Fill in the blanks

(a) 

$2 + 2 + 2 + 2 = 8$

4 times $2 = 8$

$4 \times 2 = 8$


(b) 

$4 + 4 + 4 = 12$

3 times $4 = 12$


$3 \times 4 = 12$

AARAV ARYA
1 A

a) 

$2 + 2 + 2 + 2 = 8$

4 times $2 = 8$

b) 

$4 + 4 + 4 = 12$


3 times $4 = 12$

$3 \times 4 = 12$

RISHIT SINGH PANWAR
1 E


Multiplication (x)

Fill in the blanks

(a) 

$2 + 2 + 2 + 2 = 8$

$4 \times 2 = 8$

(b) 

$4 + 4 + 4 = 12$

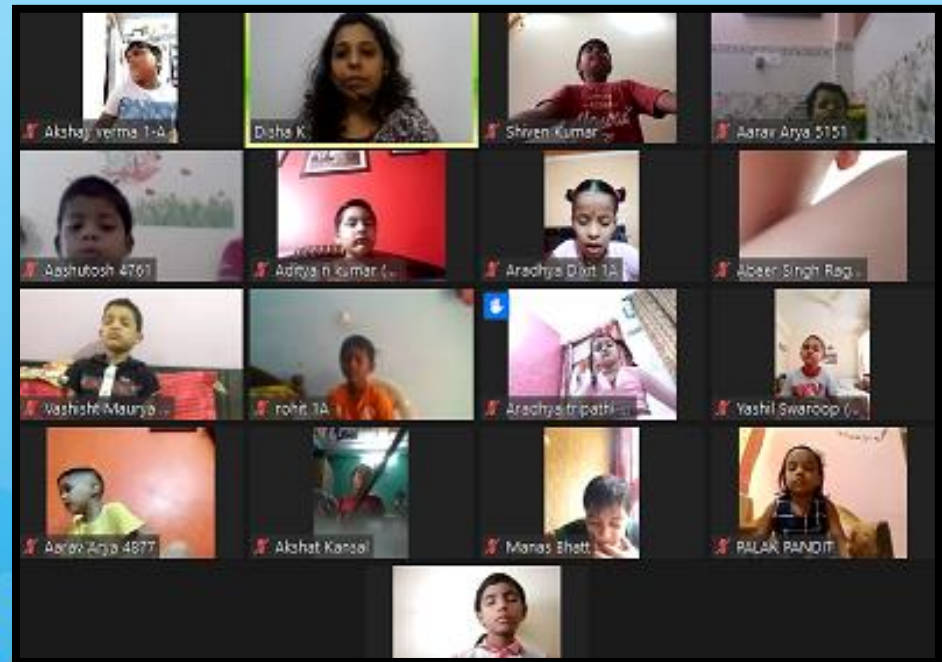
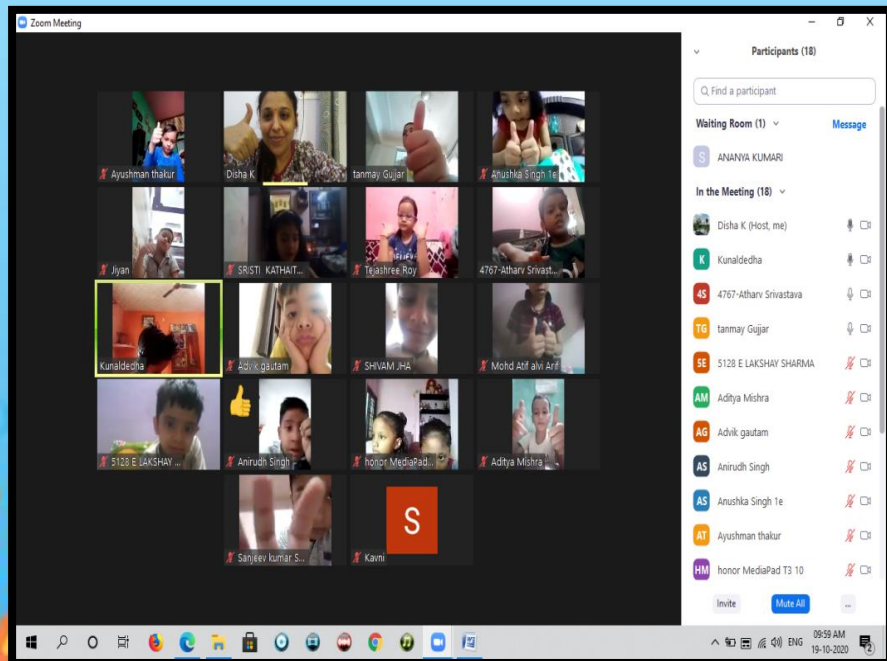
$3 \times 4 = 12$

PARTHVI SINGH
1 D

- ✕ • Children used leaves to make multiplication sentences
- ✕ • They learnt how to use repeated addition as a strategy for solving multiplication

LIFE SKILLS


- To imbibe the value of empathy amongst students. Various activities were done in the class.
- They were given various situations of daily life and were asked about their feeling in one word.
- They were made to do peacock posing activity to learn to maintain balance of their own body and learn mindfulness.



SHOW AND TELL ON PLANTS

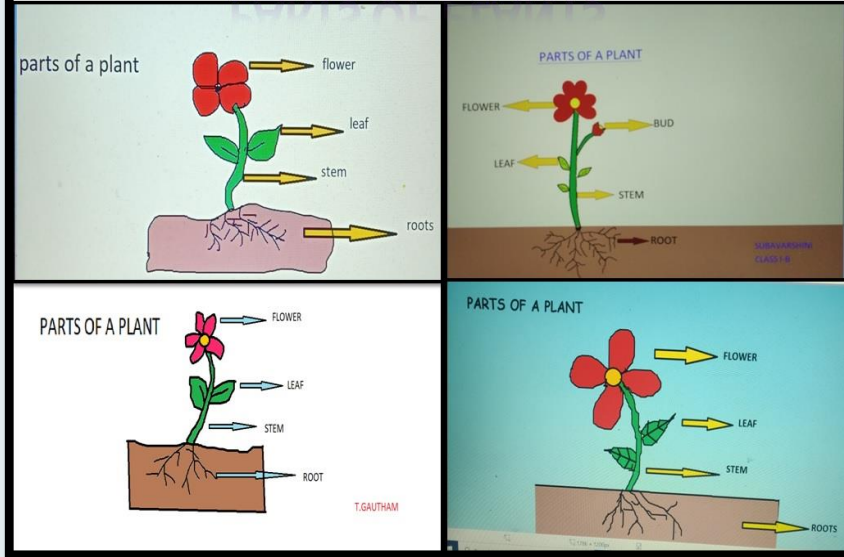
PLANTS MANIA

- Children enthusiastically participated in 'Show and Tell' activity wherein they dressed up beautifully like trees and plants.
- They shared about the importance of plants in our daily life.
- They also discussed about different parts of plants, things we get from plants, plants that we eat and types of plants.



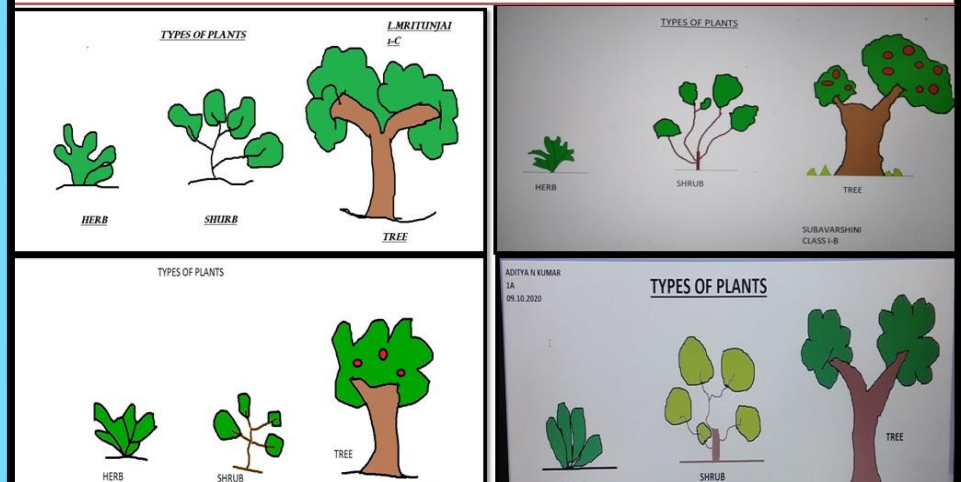
Being In Love With Computers

COMPUTER ACTIVITY CLASS -1 PARTS OF PLANTS



- Students made different parts of a plant with the help of different tools of MS paint in their ‘Computer session’.
- They also drew types of plants under the guidance of Computer facilitator.


COMPUTER ACTIVITY CLASS – 1 TYPES OF PLANTS



I am a 'Wildlife Hero'

"The Wildlife and it's habitat cannot speak, so, we must and we will.."


- Wildlife week was observed from 2nd October to 8th October.
- Children watched videos on why and how we can conserve wildlife from getting extinct.
- Children were also made aware of how wildlife is a part of our ecosystem.



Vihaan
Baisla -1 E




Aditya -1 B



Avyaan
Sharma -1



Yashil
Swaroop- 1
A

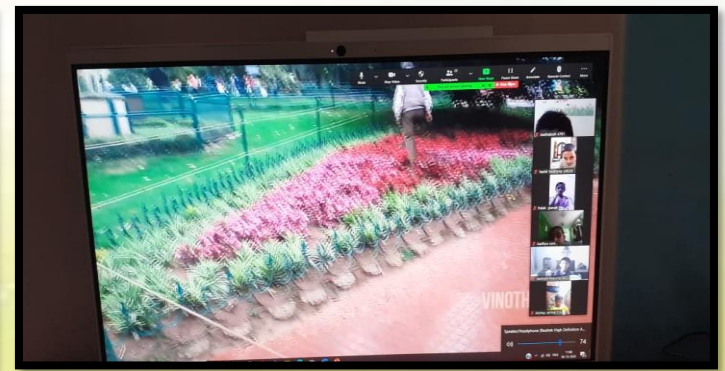


Aradhya
Gupta- 1 D

A Virtual Trip to Botanical Garden, Ooty


“Not all classrooms have four walls, some classrooms are found in the nature.”

- To help children rejuvenate and learn a virtual field trip was organised for children on 6th of October to Botanical Garden, Ooty.*
- A prior message was sent to the parents regarding the trip. The trip was integrated with the theme of the month of October –Plants.*
- Children enjoyed the trip virtually and gained information regarding various plants.*






Aradhya Pakhre



Shaurya Yadav



Ayushman
Thakur



Atharav Singh

• The festival of Dussehra signifies the victory of good over evil and happiness over gloom.


• Keeping the same festive sprit alive, the tiny tots enjoyed the activity of making beautiful bow and arrows for lord Rama and his army.



Paridhi Singh



Vihaan




Yashil Swaroop

HAPPY
Dussehra

दशहरा



- रामायण की गतिविधि कक्षा १ के छात्रों द्वारा की गई ।
- जिसमें छात्रों ने रामायण के पत्रों का रूप धारण किया तथा कुछ छात्रों ने सूत्रधार की भूमिका निभाई ।
- जिसमें छात्रों ने बढ़-चढ़ के हिस्सा लिया ।



ART AND CRAFT

LITTLE HANDS AT WORK.....



ANSHUMAN
RAO
1 C



AARAV YADAV
1 D



VASHISHT
1 A



AYUSHMAN
THAKUR
1 E

- Beautiful dandelion flowers were created with the help of forks
- Textures and lines were formed that are far different than a paintbrush



THANK YOU